

6 OPzV 600



Specification	
Float Voltage	Standby use 2.23 V/cell
Boost Recharge	Maximum voltage of 2.35 - 2.40 V/cell with a maximum current of 0.25 C10 (A)
Dimension	Length 145 mm (5,71 inches)
	Width 206 mm (8,11 inches)
	Height 643 mm (25,31 inches)
Weight	48,2 kg
Self Discharge	Approx. 2% per month at 20°C
Tubular Positive Plates	Special grid construction, pressure cast from antimony free alloy, with highly porous gauntlets that retain the active material
Pasted Negative Plates	Service lives consistent with the positive plates
Electrolyte	Gel structure
Separators	Extremely high porosity and low internal resistance
Containers and Lids	Made of plastic (ABS) material. Also available in ABS flame retardant material as an option (according to IEC 707 FV0)
Installation	Cells are normally installed in an upright position on steel stands
One Way Relief Valve	Opens at low pressure and is fitted with a flame arrestor device
Terminals	Female treated terminal (M10) perfect contact and low resistance with flexible cable connectors
Post Seals	Prevents electrolyte leakage and terminal corrosion
Connectors	Flexible, fully insulated cable connectors screwed (with 20±1 Nm) to the terminal with an insulated screw having a probe hole on the top for electrical measurement

Constant Current Discharge (Amperes) at 20°C (68°F)

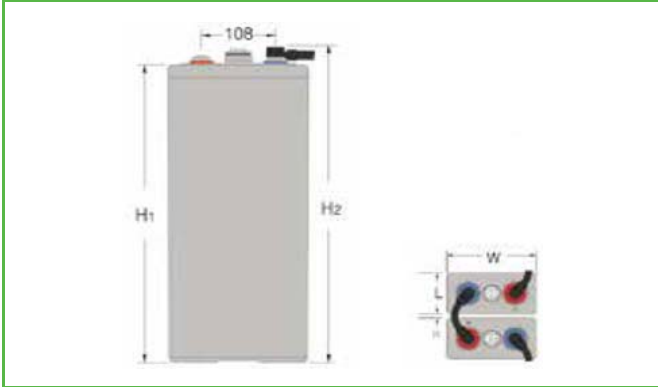
F.V/Time	15min	30min	1h	2h	3h	4h	5h	6h	8h	10h	20h
1.90VPC	208	194	172	135	109	92	79	70	57	49	29
1.85VPC	299	272	221	168	131	109	93	82	67	56	32
1.80VPC	374	335	267	193	141	117	102	90	73	61	35
1.75VPC	443	384	297	203	150	124	105	91	74	62	35
1.70VPC	516	429	305	211	158	126	107	93	74	62	35
1.65VPC	572	466	333	215	160	128	108	93	75	62	35

Constant Power Discharge (Watts) at 20°C (68°F)

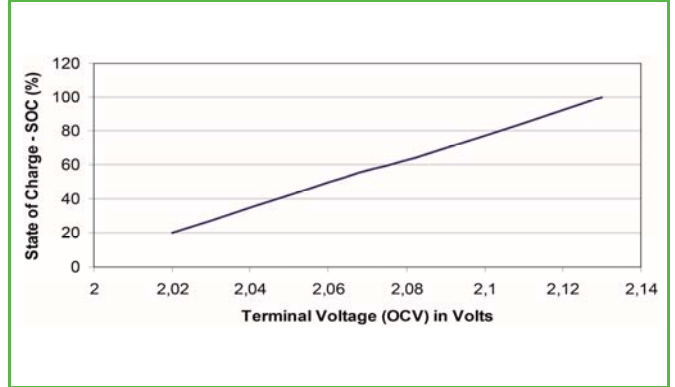
F.V/Time	15min	30min	1h	2h	3h	4h	5h	6h	8h	10h	20h
1.90VPC	396	370	330	261	212	178	154	136	112	96	56
1.85VPC	558	509	414	318	250	209	180	158	129	109	63
1.80VPC	682	612	492	359	265	221	193	171	140	117	68
1.75VPC	789	693	541	375	279	232	198	172	141	117	68
1.70VPC	896	764	549	388	292	235	201	174	141	118	67
1.65VPC	982	821	594	391	292	236	201	174	140	117	66

6 OPzV 600

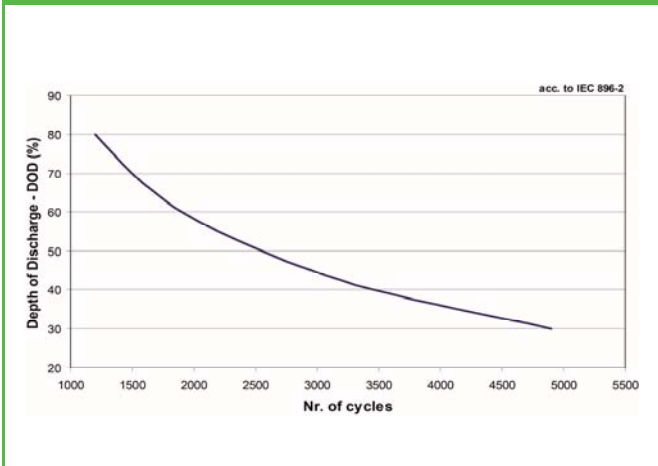
Layout



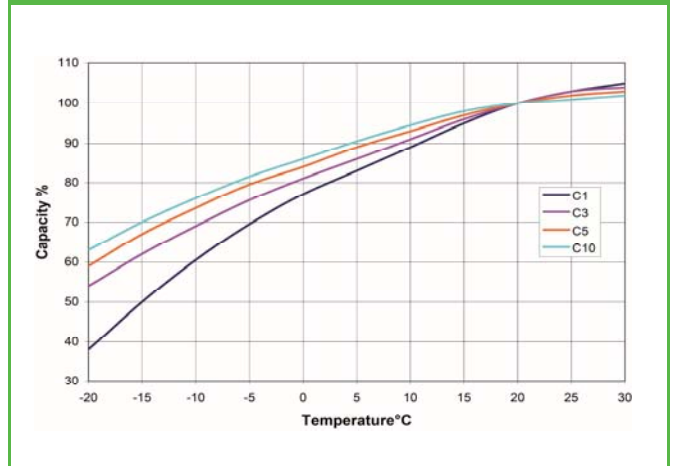
Terminal Voltage vs. SOC



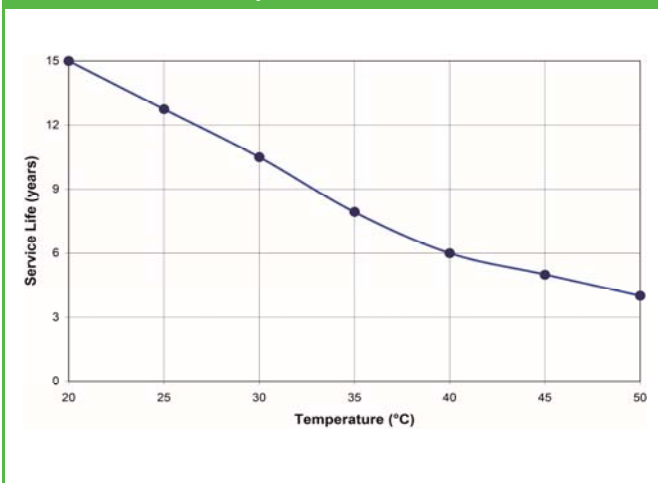
No. of cycles vs. DOD



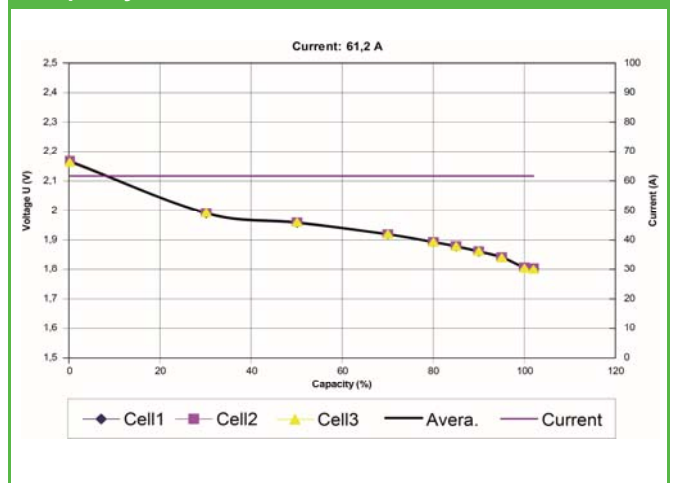
Capacity = f(T)



Service Life vs Temperature



Capacity test C10



ETL SEMKO

