

2 OPzS 100



Specification

Float Charge	U = 2.23 V/cell ± 1%, between 10°C and 30°C $\Delta U/\Delta T = -0.004$ V/K below 10°C in the monthly average
Boost Charge	U = 2.35 to 2.40 V/cell, time limited
Dimension	Length 103 mm Width 206 mm Height 355 mm
Weight	Dry: 8.2 kg Wet: 15.5 kg
Self Discharge	Approx. 2% per month at 20°C
Positive Electrode	Tubular plate with low antimony alloy (< 2 %)
Negative Electrode	Flat with long life expander active material
Separation	Microporous separator
Electrolyte	Sulphuric acid of 1.24 kg/l at 20°C
Container	High impact, transparent SAN
Lid	ABS (SAN)* in grey color
Blocks with Blind Cells	4V, 6V, 8V, 10V
Plugs	Ceramic plugs according to DIN 40740
Pole Sealing	100 % gas-and electrolytetight, sliding-pole
Connector	Flexible insulated copper cable with cross-section of 35, 50, 70, 95 or 120 mm ² (35, 50 or 70 mm ²)*
Kind of Protection	IP 25 regarding DIN 40050, touch protected according VBG 4
Reference Temperature	20°C at C10 (1.80 V/cell) and 25°C at C100 (1.85 V/cell)
Initial Capacity	100%
Depth of Discharge	Normally up to 80% More than 80% DOD or discharges beyond final discharge voltages (dependent on discharge current) have to be avoided

Constant Current Discharge (Amperes) at 20°C (68°F)

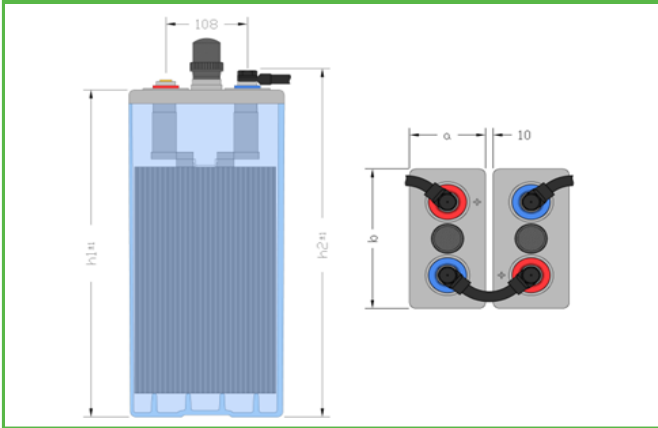
F.V/Time	15min	30min	1h	2h	3h	4h	5h	6h	8h	10h	20h
1.90V/cell	45.7	41.3	33.8	23.9	18.9	15.9	13.9	12.4	10.4	8.9	4.1
1.87V/cell	62.7	52.9	41.2	28.9	22.8	18.9	16.6	13.4	11.7	10.0	4.7
1.83V/cell	76.1	63.0	46.8	32.2	25.2	20.7	17.9	14.6	12.4	10.7	4.8
1.80V/cell	86.0	69.5	50.4	36.5	26.5	21.9	18.6	15.3	13.0	10.7	6.0
1.75V/cell	100.3	76.9	54.3	36.0	27.4	22.4	19.1	15.1	13.0	10.9	6.1
1.70V/cell	108.9	86.0	58.2	36.5	27.9	22.3	19.9	15.6	13.4	11.0	6.1

Constant Power Discharge (Watts) at 20°C (68°F)

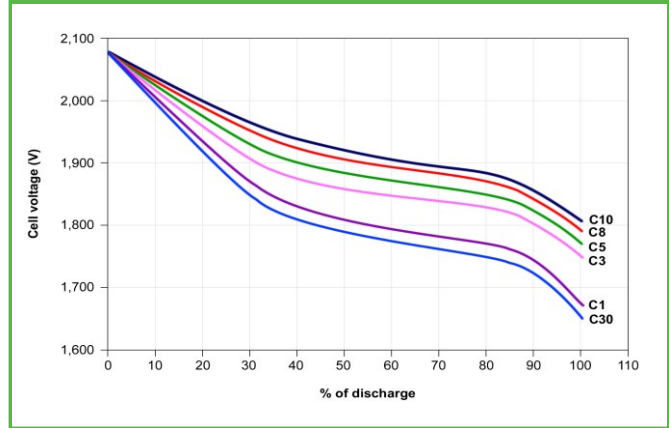
F.V/Time	15min	30min	1h	2h	3h	4h	5h	6h	8h	10h	20h
1.90V/cell	87.0	78.7	64.8	46.0	36.7	30.9	27.1	24.3	20.4	17.6	8.2
1.87V/cell	118.3	99.9	78.0	55.1	43.8	36.6	32.2	26.1	22.9	19.6	9.2
1.83V/cell	140.2	116.8	86.6	60.5	47.7	39.3	34.1	28.0	23.9	20.6	9.4
1.80V/cell	156.7	126.8	92.8	67.9	49.7	41.3	35.1	29.0	24.9	20.5	11.8
1.75V/cell	178.8	138.7	99.0	66.3	51.1	42.0	36.0	28.5	24.9	20.7	11.9
1.70V/cell	189.1	153.1	104.9	67.0	51.5	41.5	37.3	29.3	13.4	20.8	11.6

2 OPzS 100

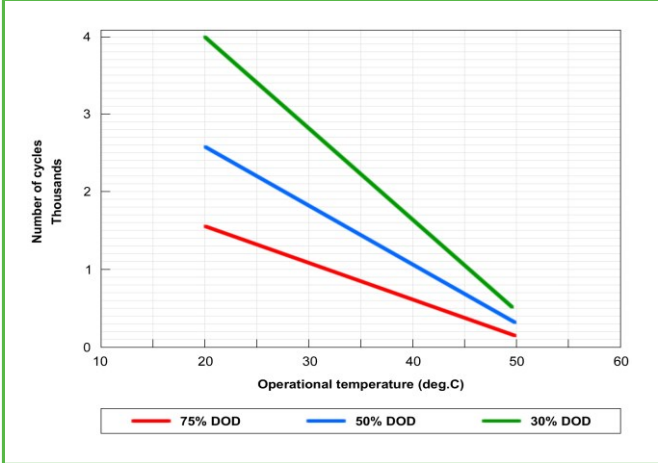
Dimension



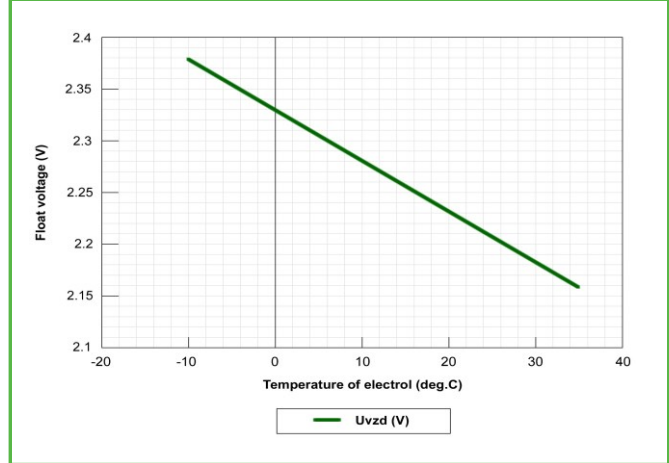
Voltage vs. % of discharge at Cx



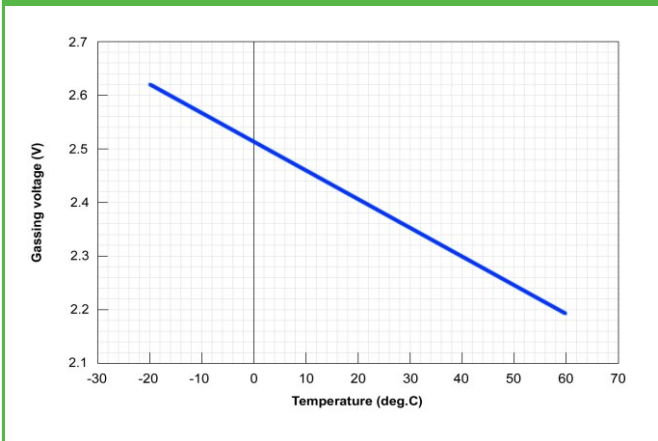
Lifetime in cycles vs. temperature at DOD



Float voltage as f (T)



Gassing voltage as f (T)



Charging of OPzS cells with IU charger

